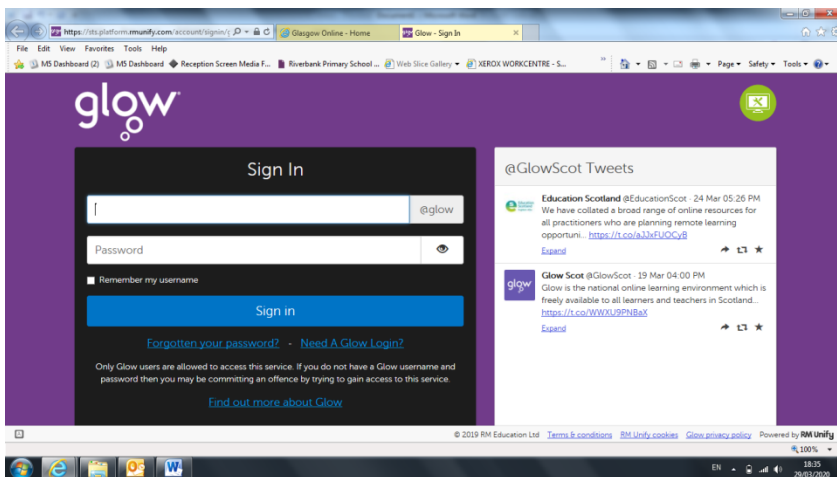



## Glow User Guide



Search for RM Unify Glow in the search engine. Click on the link and you should see the screen above.

Enter your email address and password as sent to you in your email. You will then be prompted to change your password – please change it to something you can remember.

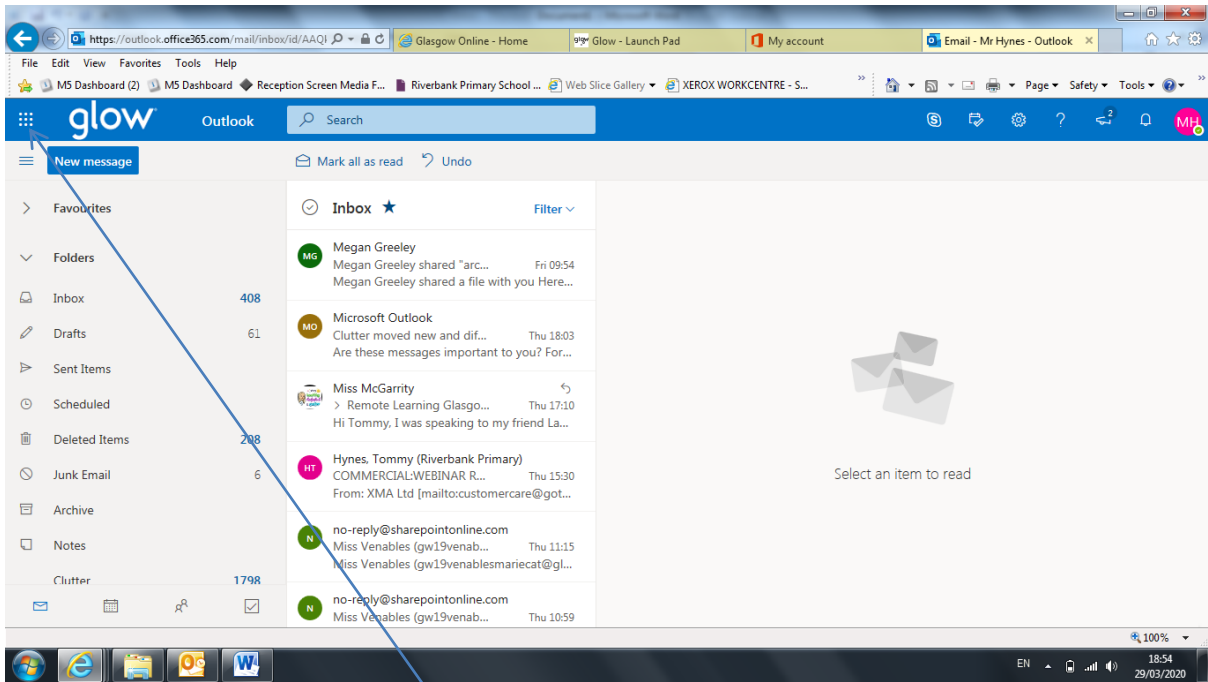
You will now be taken to your Launch Pad.



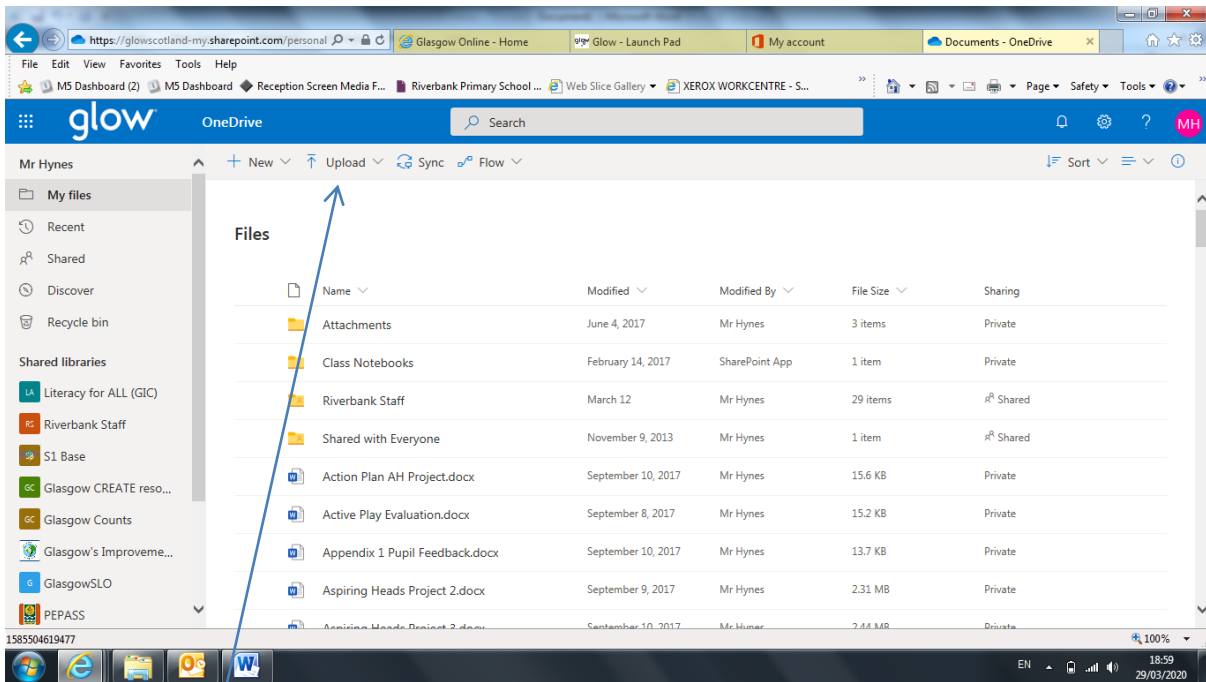
This is where you will find your apps to use. Some will have already been placed here for you. If you want to add more, you can search for them in the App Library. Then you can place them directly onto your Launch Pad.

In the Mail App you can read, send and receive emails. Your class teacher email will be included on the letter. Why not send them an email to test it out!

On Glow you can download Microsoft Office to enable access to Word and Powerpoint. Try it out!



When in your Mail App you will see 9 dots in the top left corner – this is your App Launcher. Press this for quick access to your apps – including the One Drive.



The One Drive is a cloud based storage facility where you can store all of your completed work. You can then upload your work to email or Showbie to send to your teacher. Try it out!